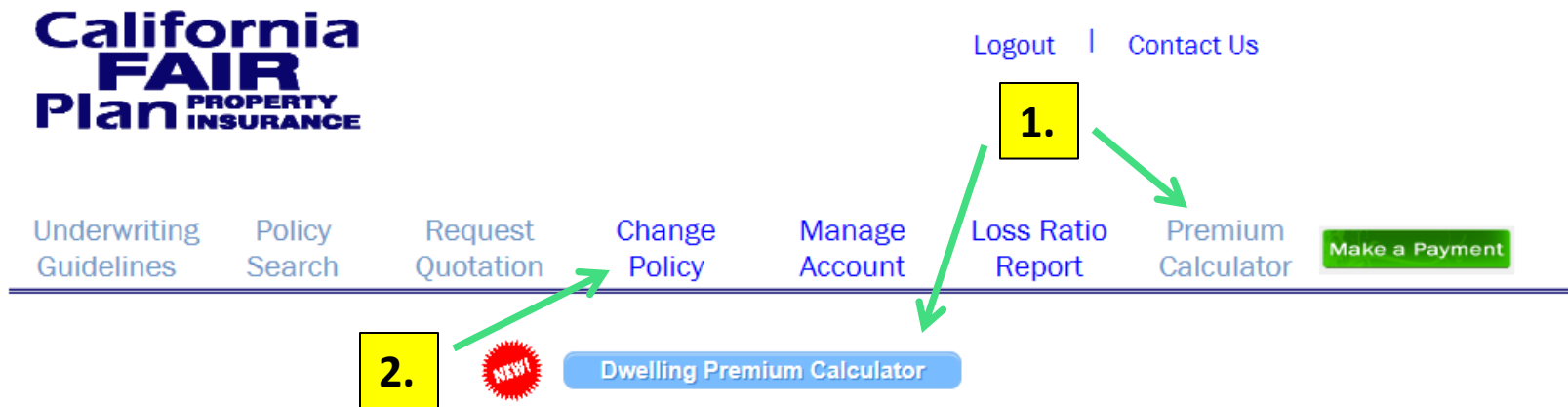


Determine Premium for Higher Deductibles

1. To determine the premium difference for various deductibles, utilize the Premium Calculator first



2. When ready to change the deductible, select Change Policy

NOTE: Selecting a higher deductible on the Brokers System to check the premium *will result in a change to the policy.*

- 3. Select Dwelling Money Related Endorsements
- 4. Select Continue

DWELLING ENDORSEMENT REQUEST

Non-Money and Money endorsement requests need to be completed in two separate transactions. Please complete any Non-Money endorsement request(s) first then return to complete any Money related endorsement request(s).

Dwelling Non-Money Endorsements

- Change Name Insured
- Change Mailing Address
- Change Insured Phone Numbers
- Change Contact Information
- Add, Delete, or Change Mortgagee
- Change Billing Designee

Dwelling Money Related Endorsements

- Change Occupancy
- Change Mailing Address of Insured and Change Occupancy
- Delete Building Coverage and Delete Mortgagee
- Delete Contents Coverage and Delete Chattel Mortgagee
- Increase, Decrease, Add, or Delete Coverages
- Increase or Decrease Deductible Amount
- Correct Property Address
- Add Increased Cost of Construction
- Add Replacement Cost
- Add Fair Rental Value
- Add Ordinance or Law Coverage
- Cancellations

3.



4.





Continue

Cancel

5. Enter the policy number
6. Select Change Policy

DWELLING MONEY-RELATED ENDORSEMENT REQUEST

Dwelling Policy No:


5.  6. 

7. Select Increase Deductible Amount
8. Select Save and Continue

DWELLING ENDORSEMENT REQUEST - Money


Please select items you would like to change from the list below. Select all that apply.

Please note that some selections may disappear depending on what you select in order to avoid endorsement conflicts.

7. 

- Change Occupancy
- Change Mailing Address of Insured and Change Occupancy
- Delete Peril Coverages (ECE/MMM)
- Increase Deductible Amount
- Correct Property Address
- Delete Replacement Cost Coverage
- Delete Inflation Guard Coverage
- Decrease Coverages

- Increase Coverages
- Add Coverages

8.  Other Endorsement not Listed Above

9. Select the desired Deductible
10. Select Save and Continue

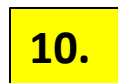

INCREASE DEDUCTIBLE

Current

\$250

Change to:

- \$500
- \$1000
- \$2500
- \$5000
- \$7500
- \$10000



Save and Continue

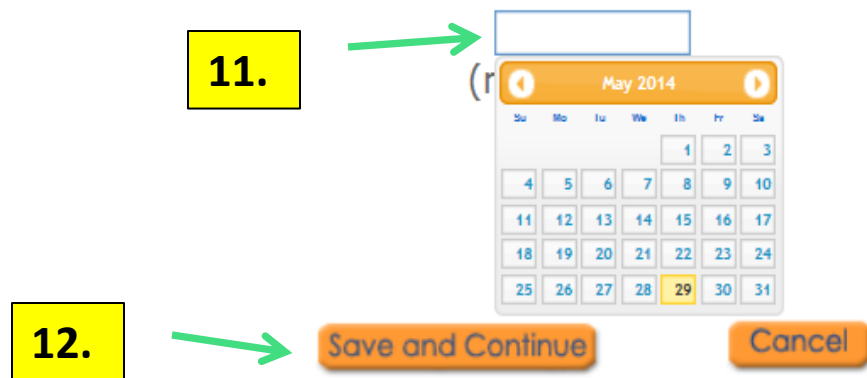
Cancel

11. Select Proposed Effective Date

12. Select Save and Continue

Proposed Effective Date for Policy Change

Please select the date this Endorsement will take effect. Endorsement effective date must be in the date range between 05/29/2014 and 01/14/2015.



An Endorsement Declaration will be emailed to the Broker on record and another will be mailed to the Policyholder